

Please write clearly in block capitals.

Centre number

Candidate number

Surname _____

Forename(s) _____

Candidate signature _____

I declare this is my own work.

AS MATHEMATICS

Paper 2

Time allowed: 1 hour 30 minutes

Materials

- You must have the AQA Formulae for A-level Mathematics booklet.
- You should have a graphical or scientific calculator that meets the requirements of the specification.

Instructions

- Use black ink or black ball-point pen. Pencil should only be used for drawing.
- Fill in the boxes at the top of this page.
- Answer **all** questions.
- You must answer each question in the space provided for that question. If you need extra space for your answer(s), use the lined pages at the end of this book. Write the question number against your answer(s).
- Show all necessary working; otherwise marks for method may be lost.
- Do all rough work in this book. Cross through any work that you do not want to be marked.

Information

- The marks for questions are shown in brackets.
- The maximum mark for this paper is 80.

Advice

- Unless stated otherwise, you may quote formulae, without proof, from the booklet.
- You do not necessarily need to use all the space provided.

For Examiner's Use	
Question	Mark
1	
2	
3	
4	
5	
6	
7	
8	
9	
10	
11	
12	
13	
14	
15	
16	
17	
18	
TOTAL	



Section AAnswer **all** questions in the spaces provided.**1** Express as a single power of a

$$\frac{a^2}{\sqrt{a}}$$

where $a \neq 0$

Circle your answer.

[1 mark]

a^1

$a^{\frac{3}{2}}$

$a^{\frac{5}{2}}$

a^4

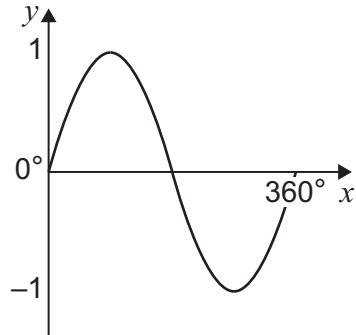


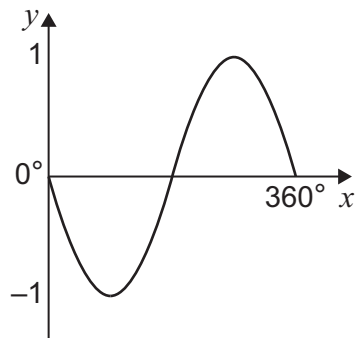
2 One of the diagrams below shows the graph of $y = \sin(x + 90^\circ)$ for $0^\circ \leq x \leq 360^\circ$

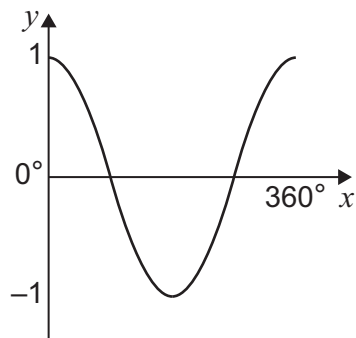
Identify the correct graph.

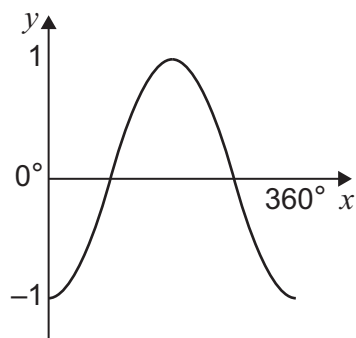
Tick (✓) **one** box.

[1 mark]









Turn over ►



3

It is given that

$$\frac{dy}{dx} = \sqrt{x}$$

Find an expression for y .**[3 marks]**



- 4 (a)** Find the binomial expansion of $(1 - 2x)^5$ in ascending powers of x up to and including the term in x^2

[2 marks]

- 4 (b)** Find the first two non-zero terms in the expansion of

$$(1 - 2x)^5 + (1 + 5x)^2$$

in ascending powers of x .

[2 marks]

- 4 (c)** Hence, use an appropriate value of x to obtain an approximation for $0.998^5 + 1.005^2$

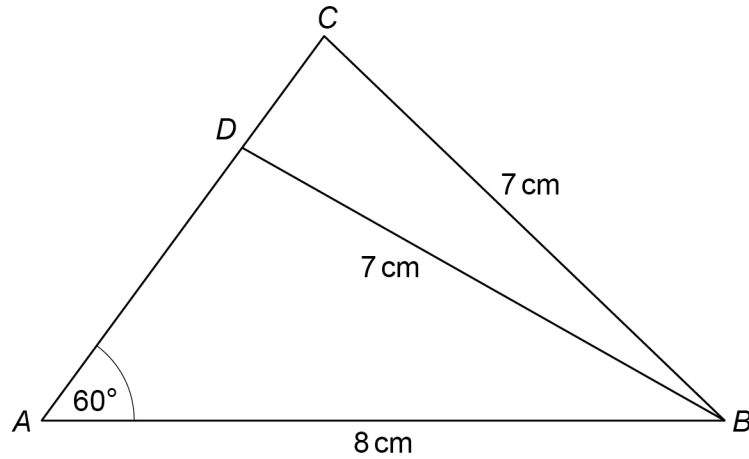
[2 marks]

Turn over ►



5 ABC is a triangle. The point D lies on AC .

$AB = 8$ cm, $BC = BD = 7$ cm and angle $A = 60^\circ$ as shown in the diagram.



5 (a) Using the cosine rule, find the length of AC .

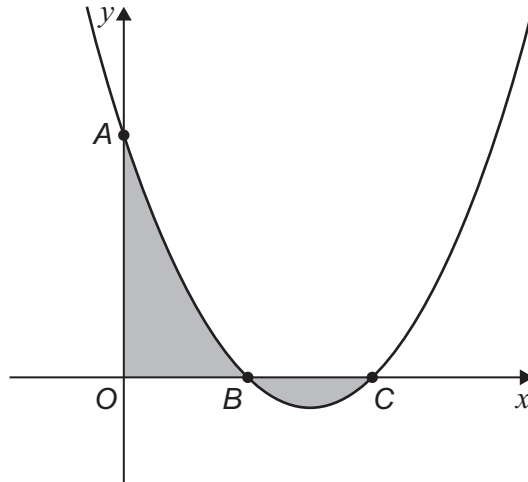
[3 marks]

5 (b) Hence, state the length of AD .

[1 mark]



- 7 The diagram below shows the graph of the curve that has equation $y = x^2 - 3x + 2$ along with two shaded regions.



- 7 (a) State the coordinates of the points A, B and C.

[2 marks]

- 7 (b) Katy is asked by her teacher to find the total area of the two shaded regions.

Katy uses her calculator to find $\int_0^2 (x^2 - 3x + 2) dx$ and gets the answer $\frac{2}{3}$

Katy's teacher says that her answer is incorrect.

- 7 (b) (i) Show that the total area of the two shaded regions is 1

Fully justify your answer.

[5 marks]



Do not write
outside the
box

7 (b) (ii) Explain why Katy's method was not valid.

[1 mark]

Turn over ►



Do not write
outside the
box

9 (a) Express $n^3 - n$ as a product of three factors.

[1 mark]

9 (b) Given that n is a positive integer, prove that $n^3 - n$ is a multiple of 6

[3 marks]

Turn over for the next question

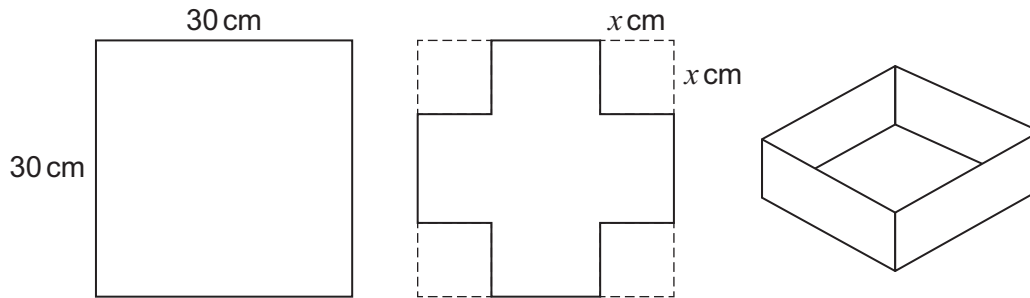
Turn over ►



10 A square sheet of metal has edges 30 cm long.

Four squares each with edge x cm, where $x < 15$, are removed from the corners of the sheet.

The four rectangular sections are bent upwards to form an open-topped box, as shown in the diagrams.



10 (a) Show that the capacity, $C \text{ cm}^3$, of the box is given by

$$C = 900x - 120x^2 + 4x^3$$

[2 marks]



11 A circle C has centre $(0, 10)$ and radius $\sqrt{20}$

A line L has equation $y = mx$

11 (a) (i) Show that the x -coordinate of any point of intersection of L and C satisfies the equation

$$(1 + m^2)x^2 - 20mx + 80 = 0$$

[3 marks]

11 (a) (ii) Find the values of m for which the equation in part **(a)(i)** has equal roots.

[3 marks]



11 (b) Two lines are drawn from the origin which are tangents to C .

Find the coordinates of the points of contact between the tangents and C .

[4 marks]

Turn over for the next question

Turn over ►



Section B

Answer **all** questions in the spaces provided.

- 12** The table below shows the total monthly rainfall (in mm) in England and Wales in a sample of six years.

The sample of six years was taken from a data set covering every year from 1768 to 2018.

	Jan	Feb	Mar	Apr	May	Jun	Jul	Aug	Sep	Oct	Nov	Dec
1768	109.2	129.1	12.8	85.6	46.1	148.7	121.9	91.6	136.8	119.4	142.5	103.6
1818	98.0	65.8	134.7	135.6	55.9	31.2	50.4	21.0	115.6	75.8	112.0	46.8
1868	99.9	62.2	71.1	61.4	36.7	16.5	20.0	106.7	90.2	95.6	61.4	185.6
1918	91.2	61.6	36.7	63.3	58.5	30.9	110.0	62.9	189.5	69.1	66.3	122.5
1968	85.8	47.6	59.5	68.8	78.7	94.0	107.8	72.2	148.1	99.0	69.6	84.2
2018	104.5	52.8	115.1	91.4	51.9	16.5	39.6	76.7	67.0	75.8	104.9	116.0

Deduce the sampling method **most likely** to have been used to collect this sample.

Circle your answer.

[1 mark]

Opportunity

Simple Random

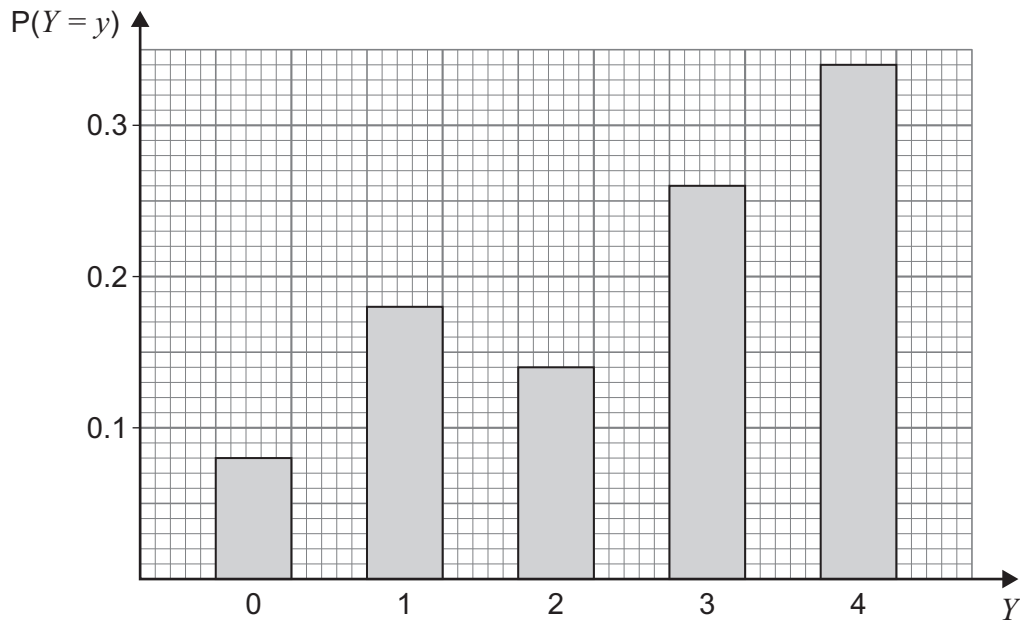
Stratified

Systematic



13

The diagram below shows the probability distribution for a discrete random variable Y .



Find $P(0 < Y \leq 3)$.

Circle your answer.

[1 mark]

0.40

0.42

0.58

0.66

Turn over for the next question

Turn over ►



14 The random variable T follows a binomial distribution where

$$T \sim B(16, 0.3)$$

The mean of T is denoted by μ .

14 (a) Find $P(T \leq \mu)$.

[2 marks]

14 (b) Find the variance of T .

[1 mark]



Turn over for the next question

*Do not write
outside the
box*

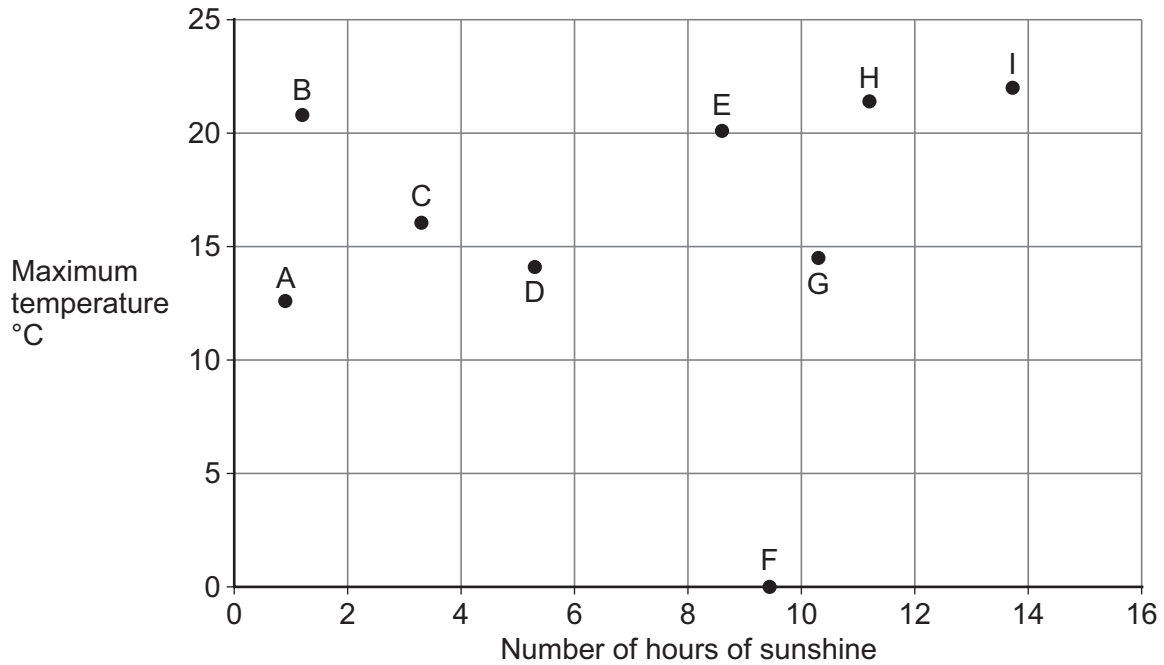
**DO NOT WRITE ON THIS PAGE
ANSWER IN THE SPACES PROVIDED**

Turn over ►



- 15** The number of hours of sunshine and the daily maximum temperature were recorded over a 9-day period in June at an English seaside town.

A scatter diagram representing the recorded data is shown below.



One of the points on the scatter diagram is an error.

- 15 (a) (i)** Write down the letter that identifies this point.

[1 mark]

- 15 (a) (ii)** Suggest one possible action that could be taken to deal with this error.

[1 mark]



15 (b) It is claimed that the scatter diagram proves that longer hours of sunshine cause higher maximum daily temperatures.

Comment on the validity of this claim.

[1 mark]

Turn over for the next question

Turn over ►



- 16** An analysis was carried out using the Large Data Set to compare the CO₂ emissions (in g/km) from 2002 and 2016.

The summary statistics for the CO₂ emissions, X , for all cars registered as owned by either females or males is given in the table below.

	2002	2016
$\sum x$	207 901	142 103
Sample size	1215	1144

- 16 (a)** Find the reduction in the mean of the CO₂ emissions in 2016 compared to the mean of the CO₂ emissions in 2002.

[2 marks]

- 16 (b)** It is claimed that the move to more electric and gas/petrol powered cars has caused the reduction in the mean CO₂ emissions found in part (a).

Using your knowledge of the Large Data Set, state whether you agree with this claim.

Give a reason for your answer.

[1 mark]



16 (c) There are 3827 data values in the Large Data Set.

It is claimed that the data in the table above must have been summarised incorrectly.

16 (c) (i) Explain why this claim is being made.

[1 mark]

16 (c) (ii) State whether this claim is correct.

Give a reason for your answer.

[1 mark]

Turn over for the next question

Turn over ►



17 The number of toilets in each of a random sample of 200 properties from a town was recorded.

Four types of properties were included: terraced, semi-detached, detached and apartment.

The data is summarised in the table below.

	Number of toilets		
	One	Two	Three
Terraced	20	10	4
Semi-Detached	18	50	16
Detached	12	10	8
Apartment	22	30	0

One of the properties is selected at random.

A is the event 'the property has exactly two toilets'.

B is the event 'the property is detached'.

17 (a) (i) Find $P(A)$.

[1 mark]

17 (a) (ii) Find $P(A' \cap B)$.

[1 mark]



17 (a) (iii) Find $P(A \cup B)$.

[2 marks]

17 (b) Determine whether events A and B are independent.

Fully justify your answer.

[2 marks]

17 (c) Using the table, write down two events, **other than event A and event B** , which are mutually exclusive.

[1 mark]

Event 1 _____

Event 2 _____

Turn over for the next question

Turn over ►



18 It is known from previous data that 14% of the visitors to a particular cookery website are under 30 years of age.

To encourage more visitors under 30 years of age a large advertising campaign took place to target this age group.

To test whether the campaign was effective, a sample of 60 visitors to the website was selected. It was found that 15 of the visitors were under 30 years of age.

18 (a) Explain why a one-tailed hypothesis test should be used to decide whether the sample provides evidence that the campaign was effective.

[1 mark]

18 (b) Carry out the hypothesis test at the 5% level of significance to investigate whether the sample provides evidence that the proportion of visitors under 30 years of age has increased.

[5 marks]



18 (c) State one necessary assumption about the sample for the distribution used in part (b) to be valid.

[1 mark]

END OF QUESTIONS



There are no questions printed on this page

*Do not write
outside the
box*

**DO NOT WRITE ON THIS PAGE
ANSWER IN THE SPACES PROVIDED**



Do not write
outside the
box

Question number	Additional page, if required. Write the question numbers in the left-hand margin.

.....	
.....	
.....	
.....	
.....	
.....	
.....	



